
SILVER ICE SERENITY

Veterinary Report by Embark

embarkvet.com

Test Date: January 13th, 2025

Customer-supplied information

Owner Name: Serenity Sprouts

Dog Name: Silver Ice Serenity

Sex: Female

Date of birth: 11/20/24

Breed type: purebred

Breed: Labrador Retriever

Breed registration: American Kennel Club (AKC)

Microchip: N/A

Genetic summary

Genetic breed identification:

Labrador Retriever

Breed mix:

 **Labrador Retriever: 100.0%**

Predicted adult weight: **60 lbs**

Calculated from 17 size genes.

Life stage: **Young adult**

Based on date of birth provided.

Health Report







BREED-RELEVANT RESULTS

Research studies indicate that these results are more relevant to dogs like Silver Ice Serenity, and may influence her chances of developing certain health conditions.

<input checked="" type="checkbox"/> Alexander Disease (GFAP)	Clear
<input checked="" type="checkbox"/> Canine Elliptocytosis (SPTB Exon 30)	Clear
<input checked="" type="checkbox"/> Centronuclear Myopathy, CNM (PTPLA)	Clear
<input checked="" type="checkbox"/> Congenital Dyserythropoietic Anemia and Polymyopathy (EHPB1L1, Labrador Retriever Variant)	Clear
<input checked="" type="checkbox"/> Congenital Myasthenic Syndrome, CMS (COLQ, Labrador Retriever Variant)	Clear
<input checked="" type="checkbox"/> Copper Toxicosis (Accumulating) (ATP7B)	Clear
<input checked="" type="checkbox"/> Day Blindness (CNGA3 Exon 7, Labrador Retriever Variant)	Clear
<input checked="" type="checkbox"/> Degenerative Myelopathy, DM (SOD1A)	Clear
<input checked="" type="checkbox"/> Ehlers-Danlos Syndrome (EDS) (COL5A1, Labrador Retriever Variant)	Clear
<input checked="" type="checkbox"/> Exercise-Induced Collapse, EIC (DNM1)	Clear
<input checked="" type="checkbox"/> Golden Retriever Progressive Retinal Atrophy 2, GR-PRA2 (TTC8)	Clear
<input checked="" type="checkbox"/> Hereditary Nasal Parakeratosis, HNPk (SUV39H2)	Clear
<input checked="" type="checkbox"/> Laryngeal Paralysis and Polyneuropathy (CNTNAP1, Leonberger, Saint Bernard, and Labrador Retriever variant)	Clear
<input checked="" type="checkbox"/> Macular Corneal Dystrophy, MCD (CHST6)	Clear
<input checked="" type="checkbox"/> Muscular Dystrophy-Dystroglycanopathy (LARGE1, Labrador Retriever Variant)	Clear
<input checked="" type="checkbox"/> Myotonia Congenita (CLCN1 Exon 19, Labrador Retriever Variant)	Clear
<input checked="" type="checkbox"/> Narcolepsy (HCRTR2 Intron 6, Labrador Retriever Variant)	Clear
<input checked="" type="checkbox"/> Progressive Retinal Atrophy, crd4/cord1 (RPGRIP1)	Clear

Health Report



















BREED-RELEVANT RESULTS

 Progressive Retinal Atrophy, prcd (PRCD Exon 1)	Clear
 Pyruvate Kinase Deficiency (PKLR Exon 7, Labrador Retriever Variant)	Clear
 Skeletal Dysplasia 2, SD2 (COL11A2, Labrador Retriever Variant)	Clear
 Stargardt Disease (ABCA4 Exon 28, Labrador Retriever Variant)	Clear
 Ullrich-like Congenital Muscular Dystrophy (COL6A3 Exon 10, Labrador Retriever Variant)	Clear
 Urate Kidney & Bladder Stones (SLC2A9)	Clear
 X-Linked Myotubular Myopathy (MTM1, Labrador Retriever Variant)	Clear

Health Report

OTHER RESULTS

Research has not yet linked these conditions to dogs with similar breeds to Silver Ice Serenity. Review any increased risk or notable results to understand her potential risk and recommendations.

 ALT Activity (GPT)	Notable
 Copper Toxicosis (Attenuating) (ATP7A, Labrador Retriever)	Notable
 2-DHA Kidney & Bladder Stones (APRT)	Clear
 Acral Mutilation Syndrome (GDNF-AS, Spaniel and Pointer Variant)	Clear
 Alaskan Husky Encephalopathy (SLC19A3)	Clear
 Alaskan Malamute Polyneuropathy, AMPN (NDRG1 SNP)	Clear
 Anhidrotic Ectodermal Dysplasia (EDA Intron 8)	Clear
 Autosomal Dominant Progressive Retinal Atrophy (RHO)	Clear
 Bald Thigh Syndrome (IGFBP5)	Clear
 Bernard-Soulier Syndrome, BSS (GP9, Cocker Spaniel Variant)	Clear
 Bully Whippet Syndrome (MSTN)	Clear
 Canine Fucosidosis (FUCA1)	Clear
 Canine Leukocyte Adhesion Deficiency Type I, CLAD I (ITGB2, Setter Variant)	Clear
 Canine Leukocyte Adhesion Deficiency Type III, CLAD III (FERMT3, German Shepherd Variant)	Clear
 Canine Multifocal Retinopathy, cmr1 (BEST1 Exon 2)	Clear
 Canine Multifocal Retinopathy, cmr2 (BEST1 Exon 5, Coton de Tulear Variant)	Clear
 Canine Multifocal Retinopathy, cmr3 (BEST1 Exon 10 Deletion, Finnish and Swedish Lapphund, Lapponian Herder Variant)	Clear
 Canine Multiple System Degeneration (SERAC1 Exon 4, Chinese Crested Variant)	Clear

Health Report

OTHER RESULTS

<input checked="" type="checkbox"/> Canine Multiple System Degeneration (SERAC1 Exon 15, Kerry Blue Terrier Variant)	Clear
<input checked="" type="checkbox"/> Cardiomyopathy and Juvenile Mortality (YARS2)	Clear
<input checked="" type="checkbox"/> Cerebellar Hypoplasia (VLDLR, Eurasier Variant)	Clear
<input checked="" type="checkbox"/> Chondrodysplasia (ITGA10, Norwegian Elkhound and Karelian Bear Dog Variant)	Clear
<input checked="" type="checkbox"/> Cleft Lip and/or Cleft Palate (ADAMTS20, Nova Scotia Duck Tolling Retriever Variant)	Clear
<input checked="" type="checkbox"/> Cleft Palate, CP1 (DLX6 intron 2, Nova Scotia Duck Tolling Retriever Variant)	Clear
<input checked="" type="checkbox"/> Cobalamin Malabsorption (CUBN Exon 8, Beagle Variant)	Clear
<input checked="" type="checkbox"/> Cobalamin Malabsorption (CUBN Exon 53, Border Collie Variant)	Clear
<input checked="" type="checkbox"/> Collie Eye Anomaly (NHEJ1)	Clear
<input checked="" type="checkbox"/> Complement 3 Deficiency, C3 Deficiency (C3)	Clear
<input checked="" type="checkbox"/> Congenital Cornification Disorder (NSDHL, Chihuahua Variant)	Clear
<input checked="" type="checkbox"/> Congenital Hypothyroidism (TPO, Rat, Toy, Hairless Terrier Variant)	Clear
<input checked="" type="checkbox"/> Congenital Hypothyroidism (TPO, Tenterfield Terrier Variant)	Clear
<input checked="" type="checkbox"/> Congenital Hypothyroidism with Goiter (TPO Intron 13, French Bulldog Variant)	Clear
<input checked="" type="checkbox"/> Congenital Hypothyroidism with Goiter (SLC5A5, Shih Tzu Variant)	Clear
<input checked="" type="checkbox"/> Congenital Macrothrombocytopenia (TUBB1 Exon 1, Cairn and Norfolk Terrier Variant)	Clear
<input checked="" type="checkbox"/> Congenital Muscular Dystrophy (LAMA2, Italian Greyhound)	Clear
<input checked="" type="checkbox"/> Congenital Myasthenic Syndrome, CMS (COLQ, Golden Retriever Variant)	Clear

Health Report

OTHER RESULTS

<input checked="" type="checkbox"/> Congenital Myasthenic Syndrome, CMS (CHAT, Old Danish Pointing Dog Variant)	Clear
<input checked="" type="checkbox"/> Congenital Myasthenic Syndrome, CMS (CHRNE, Jack Russell Terrier Variant)	Clear
<input checked="" type="checkbox"/> Congenital Stationary Night Blindness (LRIT3, Beagle Variant)	Clear
<input checked="" type="checkbox"/> Congenital Stationary Night Blindness (RPE65, Briard Variant)	Clear
<input checked="" type="checkbox"/> Copper Toxicosis (Attenuating) (RETN, Labrador Retriever)	Clear
<input checked="" type="checkbox"/> Craniomandibular Osteopathy, CMO (SLC37A2)	Clear
<input checked="" type="checkbox"/> Craniomandibular Osteopathy, CMO (SLC37A2 Intron 16, Basset Hound Variant)	Clear
<input checked="" type="checkbox"/> Cystinuria Type I-A (SLC3A1, Newfoundland Variant)	Clear
<input checked="" type="checkbox"/> Cystinuria Type II-A (SLC3A1, Australian Cattle Dog Variant)	Clear
<input checked="" type="checkbox"/> Cystinuria Type II-B (SLC7A9, Miniature Pinscher Variant)	Clear
<input checked="" type="checkbox"/> Darier Disease (ATP2A2, Irish Terrier Variant)	Clear
<input checked="" type="checkbox"/> Day Blindness (CNGB3 Deletion, Alaskan Malamute Variant)	Clear
<input checked="" type="checkbox"/> Day Blindness (CNGA3 Exon 7, German Shepherd Variant)	Clear
<input checked="" type="checkbox"/> Day Blindness (CNGB3 Exon 6, German Shorthaired Pointer Variant)	Clear
<input checked="" type="checkbox"/> Deafness and Vestibular Syndrome of Dobermans, DVDob, DINGS (MYO7A)	Clear
<input checked="" type="checkbox"/> Demyelinating Polyneuropathy (SBF2/MTRM13)	Clear
<input checked="" type="checkbox"/> Dental-Skeletal-Retinal Anomaly (MIA3, Cane Corso Variant)	Clear
<input checked="" type="checkbox"/> Diffuse Cystic Renal Dysplasia and Hepatic Fibrosis (INPP5E Intron 9, Norwich Terrier Variant)	Clear

Health Report

OTHER RESULTS

<input checked="" type="checkbox"/> Dilated Cardiomyopathy, DCM (RBM20, Schnauzer Variant)	Clear
<input checked="" type="checkbox"/> Dilated Cardiomyopathy, DCM1 (PDK4, Doberman Pinscher Variant 1)	Clear
<input checked="" type="checkbox"/> Dilated Cardiomyopathy, DCM2 (TTN, Doberman Pinscher Variant 2)	Clear
<input checked="" type="checkbox"/> Disproportionate Dwarfism (PRKG2, Dogo Argentino Variant)	Clear
<input checked="" type="checkbox"/> Dry Eye Curly Coat Syndrome (FAM83H Exon 5)	Clear
<input checked="" type="checkbox"/> Dystrophic Epidermolysis Bullosa (COL7A1, Central Asian Shepherd Dog Variant)	Clear
<input checked="" type="checkbox"/> Dystrophic Epidermolysis Bullosa (COL7A1, Golden Retriever Variant)	Clear
<input checked="" type="checkbox"/> Early Bilateral Deafness (LOXHD1 Exon 38, Rottweiler Variant)	Clear
<input checked="" type="checkbox"/> Early Onset Adult Deafness, EOAD (EPS8L2 Deletion, Rhodesian Ridgeback Variant)	Clear
<input checked="" type="checkbox"/> Early Onset Cerebellar Ataxia (SEL1L, Finnish Hound Variant)	Clear
<input checked="" type="checkbox"/> Ehlers Danlos (ADAMTS2, Doberman Pinscher Variant)	Clear
<input checked="" type="checkbox"/> Enamel Hypoplasia (ENAM Deletion, Italian Greyhound Variant)	Clear
<input checked="" type="checkbox"/> Enamel Hypoplasia (ENAM SNP, Parson Russell Terrier Variant)	Clear
<input checked="" type="checkbox"/> Episodic Falling Syndrome (BCAN)	Clear
<input checked="" type="checkbox"/> Factor VII Deficiency (F7 Exon 5)	Clear
<input checked="" type="checkbox"/> Factor XI Deficiency (F11 Exon 7, Kerry Blue Terrier Variant)	Clear
<input checked="" type="checkbox"/> Familial Nephropathy (COL4A4 Exon 3, Cocker Spaniel Variant)	Clear
<input checked="" type="checkbox"/> Familial Nephropathy (COL4A4 Exon 30, English Springer Spaniel Variant)	Clear

Health Report

OTHER RESULTS

<input checked="" type="checkbox"/> Fanconi Syndrome (FAN1, Basenji Variant)	Clear
<input checked="" type="checkbox"/> Fetal-Onset Neonatal Neuroaxonal Dystrophy (MFN2, Giant Schnauzer Variant)	Clear
<input checked="" type="checkbox"/> Glanzmann's Thrombasthenia Type I (ITGA2B Exon 13, Great Pyrenees Variant)	Clear
<input checked="" type="checkbox"/> Glanzmann's Thrombasthenia Type I (ITGA2B Exon 12, Otterhound Variant)	Clear
<input checked="" type="checkbox"/> Globoid Cell Leukodystrophy, Krabbe disease (GALC Exon 5, Terrier Variant)	Clear
<input checked="" type="checkbox"/> Glycogen Storage Disease Type IA, Von Gierke Disease, GSD IA (G6PC1, German Pinscher Variant)	Clear
<input checked="" type="checkbox"/> Glycogen Storage Disease Type IA, Von Gierke Disease, GSD IA (G6PC, Maltese Variant)	Clear
<input checked="" type="checkbox"/> Glycogen Storage Disease Type IIIA, GSD IIIA (AGL, Curly Coated Retriever Variant)	Clear
<input checked="" type="checkbox"/> Glycogen storage disease Type VII, Phosphofructokinase Deficiency, PFK Deficiency (PFKM, Whippet and English Springer Spaniel Variant)	Clear
<input checked="" type="checkbox"/> Glycogen storage disease Type VII, Phosphofructokinase Deficiency, PFK Deficiency (PFKM, Wachtelhund Variant)	Clear
<input checked="" type="checkbox"/> GM1 Gangliosidosis (GLB1 Exon 2, Portuguese Water Dog Variant)	Clear
<input checked="" type="checkbox"/> GM1 Gangliosidosis (GLB1 Exon 15, Shiba Inu Variant)	Clear
<input checked="" type="checkbox"/> GM1 Gangliosidosis (GLB1 Exon 15, Alaskan Husky Variant)	Clear
<input checked="" type="checkbox"/> GM2 Gangliosidosis (HEXA, Japanese Chin Variant)	Clear
<input checked="" type="checkbox"/> GM2 Gangliosidosis (HEXB, Poodle Variant)	Clear
<input checked="" type="checkbox"/> Golden Retriever Progressive Retinal Atrophy 1, GR-PRA1 (SLC4A3)	Clear
<input checked="" type="checkbox"/> Goniodysgenesis and Glaucoma, Pectinate Ligament Dysplasia, PLD (OLFM3)	Clear
<input checked="" type="checkbox"/> Hemophilia A (F8 Exon 11, German Shepherd Variant 1)	Clear

Health Report

OTHER RESULTS

<input checked="" type="checkbox"/> Hemophilia A (F8 Exon 1, German Shepherd Variant 2)	Clear
<input checked="" type="checkbox"/> Hemophilia A (F8 Exon 10, Boxer Variant)	Clear
<input checked="" type="checkbox"/> Hemophilia B (F9 Exon 7, Terrier Variant)	Clear
<input checked="" type="checkbox"/> Hemophilia B (F9 Exon 7, Rhodesian Ridgeback Variant)	Clear
<input checked="" type="checkbox"/> Hereditary Ataxia (PNPLA8, Australian Shepherd Variant)	Clear
<input checked="" type="checkbox"/> Hereditary Ataxia, Cerebellar Degeneration (RAB24, Old English Sheepdog and Gordon Setter Variant)	Clear
<input checked="" type="checkbox"/> Hereditary Cataracts (HSF4 Exon 9, Australian Shepherd Variant)	Clear
<input checked="" type="checkbox"/> Hereditary Cataracts (FYCO1, Wirehaired Pointing Griffon Variant)	Clear
<input checked="" type="checkbox"/> Hereditary Cerebellar Ataxia (SELENOP, Belgian Shepherd Variant)	Clear
<input checked="" type="checkbox"/> Hereditary Footpad Hyperkeratosis (FAM83G, Terrier and Kromfohrlander Variant)	Clear
<input checked="" type="checkbox"/> Hereditary Footpad Hyperkeratosis (DSG1, Rottweiler Variant)	Clear
<input checked="" type="checkbox"/> Hereditary Nasal Parakeratosis (SUV39H2 Intron 4, Greyhound Variant)	Clear
<input checked="" type="checkbox"/> Hereditary Vitamin D-Resistant Rickets (VDR)	Clear
<input checked="" type="checkbox"/> Hypocatalasia, Acatlasemia (CAT)	Clear
<input checked="" type="checkbox"/> Hypomyelination and Tremors (FNIP2, Weimaraner Variant)	Clear
<input checked="" type="checkbox"/> Hypophosphatasia (ALPL Exon 9, Karelian Bear Dog Variant)	Clear
<input checked="" type="checkbox"/> Ichthyosis (NIPAL4, American Bulldog Variant)	Clear
<input checked="" type="checkbox"/> Ichthyosis (ASPRV1 Exon 2, German Shepherd Variant)	Clear

Health Report

OTHER RESULTS

<input checked="" type="checkbox"/> Ichthyosis (SLC27A4, Great Dane Variant)	Clear
<input checked="" type="checkbox"/> Ichthyosis, Epidermolytic Hyperkeratosis (KRT10, Terrier Variant)	Clear
<input checked="" type="checkbox"/> Ichthyosis, ICH1 (PNPLA1, Golden Retriever Variant)	Clear
<input checked="" type="checkbox"/> Ichthyosis, ICH2 (ABHD5, Golden Retriever Variant)	Clear
<input checked="" type="checkbox"/> Inflammatory Myopathy (SLC25A12)	Clear
<input checked="" type="checkbox"/> Inherited Myopathy of Great Danes (BIN1)	Clear
<input checked="" type="checkbox"/> Inherited Selected Cobalamin Malabsorption with Proteinuria (CUBN, Komondor Variant)	Clear
<input checked="" type="checkbox"/> Intervertebral Disc Disease (Type I) (FGF4 retrogene - CFA12)	Clear
<input checked="" type="checkbox"/> Intestinal Lipid Malabsorption (ACSL5, Australian Kelpie)	Clear
<input checked="" type="checkbox"/> Junctional Epidermolysis Bullosa (LAMA3 Exon 66, Australian Cattle Dog Variant)	Clear
<input checked="" type="checkbox"/> Junctional Epidermolysis Bullosa (LAMB3 Exon 11, Australian Shepherd Variant)	Clear
<input checked="" type="checkbox"/> Juvenile Epilepsy (LG12)	Clear
<input checked="" type="checkbox"/> Juvenile Laryngeal Paralysis and Polyneuropathy (RAB3GAP1, Rottweiler Variant)	Clear
<input checked="" type="checkbox"/> Juvenile Myoclonic Epilepsy (DIRAS1)	Clear
<input checked="" type="checkbox"/> L-2-Hydroxyglutaricaciduria, L2HGA (L2HGDH, Staffordshire Bull Terrier Variant)	Clear
<input checked="" type="checkbox"/> Lagotto Storage Disease (ATG4D)	Clear
<input checked="" type="checkbox"/> Laryngeal Paralysis (RAPGEF6, Miniature Bull Terrier Variant)	Clear
<input checked="" type="checkbox"/> Late Onset Spinocerebellar Ataxia (CAPN1)	Clear

Health Report

OTHER RESULTS

<input checked="" type="checkbox"/> Late-Onset Neuronal Ceroid Lipofuscinosis, NCL 12 (ATP13A2, Australian Cattle Dog Variant)	Clear
<input checked="" type="checkbox"/> Leonberger Polyneuropathy 1 (LPN1, ARHGEF10)	Clear
<input checked="" type="checkbox"/> Leonberger Polyneuropathy 2 (GJA9)	Clear
<input checked="" type="checkbox"/> Lethal Acrodermatitis, LAD (MKLN1)	Clear
<input checked="" type="checkbox"/> Leukodystrophy (TSEN54 Exon 5, Standard Schnauzer Variant)	Clear
<input checked="" type="checkbox"/> Ligneous Membranitis, LM (PLG)	Clear
<input checked="" type="checkbox"/> Limb Girdle Muscular Dystrophy (SGCD, Boston Terrier Variant)	Clear
<input checked="" type="checkbox"/> Limb-Girdle Muscular Dystrophy 2D (SGCA Exon 3, Miniature Dachshund Variant)	Clear
<input checked="" type="checkbox"/> Long QT Syndrome (KCNQ1)	Clear
<input checked="" type="checkbox"/> Lundehund Syndrome (LEPREL1)	Clear
<input checked="" type="checkbox"/> Malignant Hyperthermia (RYR1)	Clear
<input checked="" type="checkbox"/> May-Hegglin Anomaly (MYH9)	Clear
<input checked="" type="checkbox"/> MDR1 Drug Sensitivity (ABCB1)	Clear
<input checked="" type="checkbox"/> Medium-Chain Acyl-CoA Dehydrogenase Deficiency, MCADD (ACADM, Cavalier King Charles Spaniel Variant)	Clear
<input checked="" type="checkbox"/> Methemoglobinemia (CYB5R3, Pit Bull Terrier Variant)	Clear
<input checked="" type="checkbox"/> Methemoglobinemia (CYB5R3)	Clear
<input checked="" type="checkbox"/> Microphthalmia (RBP4 Exon 2, Soft Coated Wheaten Terrier Variant)	Clear
<input checked="" type="checkbox"/> Mucopolysaccharidosis IIIB, Sanfilippo Syndrome Type B, MPS IIIB (NAGLU, Schipperke Variant)	Clear



















Health Report

OTHER RESULTS

- ✓ Mucopolysaccharidosis Type IIIA, Sanfilippo Syndrome Type A, MPS IIIA (SGSH Exon 6, Dachshund Variant) [Clear](#)
- ✓ Mucopolysaccharidosis Type IIIA, Sanfilippo Syndrome Type A, MPS IIIA (SGSH Exon 6, New Zealand Huntaway Variant) [Clear](#)
- ✓ Mucopolysaccharidosis Type VI, Maroteaux-Lamy Syndrome, MPS VI (ARSB Exon 5, Miniature Pinscher Variant) [Clear](#)
- ✓ Mucopolysaccharidosis Type VII, Sly Syndrome, MPS VII (GUSB Exon 3, German Shepherd Variant) [Clear](#)
- ✓ Mucopolysaccharidosis Type VII, Sly Syndrome, MPS VII (GUSB Exon 5, Terrier Brasileiro Variant) [Clear](#)
- ✓ Muscular Dystrophy (DMD, Cavalier King Charles Spaniel Variant 1) [Clear](#)
- ✓ Muscular Dystrophy (DMD, Golden Retriever Variant) [Clear](#)
- ✓ Musladin-Lueke Syndrome, MLS (ADAMTSL2) [Clear](#)
- ✓ Myasthenia Gravis-Like Syndrome (CHRNE, Heideterrier Variant) [Clear](#)
- ✓ Myotonia Congenita (CLCN1 Exon 23, Australian Cattle Dog Variant) [Clear](#)
- ✓ Myotonia Congenita (CLCN1 Exon 7, Miniature Schnauzer Variant) [Clear](#)
- ✓ Narcolepsy (HCRTR2 Exon 1, Dachshund Variant) [Clear](#)
- ✓ Narcolepsy (HCRTR2 Intron 4, Doberman Pinscher Variant) [Clear](#)
- ✓ Nemaline Myopathy (NEB, American Bulldog Variant) [Clear](#)
- ✓ Neonatal Cerebellar Cortical Degeneration (SPTBN2, Beagle Variant) [Clear](#)
- ✓ Neonatal Encephalopathy with Seizures, NEWS (ATF2) [Clear](#)
- ✓ Neonatal Interstitial Lung Disease (LAMP3) [Clear](#)
- ✓ Neuroaxonal Dystrophy, NAD (VPS11, Rottweiler Variant) [Clear](#)

Health Report

OTHER RESULTS

 Neuroaxonal Dystrophy, NAD (TECPR2, Spanish Water Dog Variant)	Clear
 Neuronal Ceroid Lipofuscinosis 1, NCL 1 (PPT1 Exon 8, Dachshund Variant 1)	Clear
 Neuronal Ceroid Lipofuscinosis 10, NCL 10 (CTSD Exon 5, American Bulldog Variant)	Clear
 Neuronal Ceroid Lipofuscinosis 2, NCL 2 (TPP1 Exon 4, Dachshund Variant 2)	Clear
 Neuronal Ceroid Lipofuscinosis 5, NCL 5 (CLN5 Exon 4 SNP, Border Collie Variant)	Clear
 Neuronal Ceroid Lipofuscinosis 5, NCL 5 (CLN5 Exon 4 Deletion, Golden Retriever Variant)	Clear
 Neuronal Ceroid Lipofuscinosis 6, NCL 6 (CLN6 Exon 7, Australian Shepherd Variant)	Clear
 Neuronal Ceroid Lipofuscinosis 7, NCL 7 (MFSD8, Chihuahua and Chinese Crested Variant)	Clear
 Neuronal Ceroid Lipofuscinosis 8, NCL 8 (CLN8, Australian Shepherd Variant)	Clear
 Neuronal Ceroid Lipofuscinosis 8, NCL 8 (CLN8 Exon 2, English Setter Variant)	Clear
 Neuronal Ceroid Lipofuscinosis 8, NCL 8 (CLN8 Insertion, Saluki Variant)	Clear
 Neuronal Ceroid Lipofuscinosis, Cerebellar Ataxia, NCL4A (ARSG Exon 2, American Staffordshire Terrier Variant)	Clear
 Oculocutaneous Albinism, OCA (SLC45A2 Exon 6, Bullmastiff Variant)	Clear
 Oculocutaneous Albinism, OCA (SLC45A2, Small Breed Variant)	Clear
 Oculoskeletal Dysplasia 2 (COL9A2, Samoyed Variant)	Clear
 Osteochondrodysplasia (SLC13A1, Poodle Variant)	Clear
 Osteogenesis Imperfecta (COL1A2, Beagle Variant)	Clear
 Osteogenesis Imperfecta (SERPINH1, Dachshund Variant)	Clear

Health Report

OTHER RESULTS

<input checked="" type="checkbox"/> Osteogenesis Imperfecta (COL1A1, Golden Retriever Variant)	Clear
<input checked="" type="checkbox"/> P2Y12 Receptor Platelet Disorder (P2Y12)	Clear
<input checked="" type="checkbox"/> Pachyonychia Congenita (KRT16, Dogue de Bordeaux Variant)	Clear
<input checked="" type="checkbox"/> Paroxysmal Dyskinesia, PxD (PIGN)	Clear
<input checked="" type="checkbox"/> Persistent Mullerian Duct Syndrome, PMDS (AMHR2)	Clear
<input checked="" type="checkbox"/> Pituitary Dwarfism (POU1F1 Intron 4, Karelian Bear Dog Variant)	Clear
<input checked="" type="checkbox"/> Platelet Factor X Receptor Deficiency, Scott Syndrome (TMEM16F)	Clear
<input checked="" type="checkbox"/> Polycystic Kidney Disease, PKD (PKD1)	Clear
<input checked="" type="checkbox"/> Pompe's Disease (GAA, Finnish and Swedish Lapphund, Lapponian Herder Variant)	Clear
<input checked="" type="checkbox"/> Prekallikrein Deficiency (KLKB1 Exon 8)	Clear
<input checked="" type="checkbox"/> Primary Ciliary Dyskinesia, PCD (NME5, Alaskan Malamute Variant)	Clear
<input checked="" type="checkbox"/> Primary Ciliary Dyskinesia, PCD (STK36, Australian Shepherd Variant)	Clear
<input checked="" type="checkbox"/> Primary Ciliary Dyskinesia, PCD (CCDC39 Exon 3, Old English Sheepdog Variant)	Clear
<input checked="" type="checkbox"/> Primary Hyperoxaluria (AGXT)	Clear
<input checked="" type="checkbox"/> Primary Lens Luxation (ADAMTS17)	Clear
<input checked="" type="checkbox"/> Primary Open Angle Glaucoma (ADAMTS17 Exon 11, Basset Fauve de Bretagne Variant)	Clear
<input checked="" type="checkbox"/> Primary Open Angle Glaucoma (ADAMTS10 Exon 17, Beagle Variant)	Clear
<input checked="" type="checkbox"/> Primary Open Angle Glaucoma (ADAMTS10 Exon 9, Norwegian Elkhound Variant)	Clear

Health Report

OTHER RESULTS

<input checked="" type="checkbox"/> Primary Open Angle Glaucoma and Primary Lens Luxation (ADAMTS17 Exon 2, Chinese Shar-Pei Variant)	Clear
<input checked="" type="checkbox"/> Progressive Retinal Atrophy (SAG)	Clear
<input checked="" type="checkbox"/> Progressive Retinal Atrophy (IFT122 Exon 26, Lapponian Herder Variant)	Clear
<input checked="" type="checkbox"/> Progressive Retinal Atrophy 5, PRA5 (NECAP1 Exon 6, Giant Schnauzer Variant)	Clear
<input checked="" type="checkbox"/> Progressive Retinal Atrophy, Bardet-Biedl Syndrome (BBS2 Exon 11, Shetland Sheepdog Variant)	Clear
<input checked="" type="checkbox"/> Progressive Retinal Atrophy, CNGA (CNGA1 Exon 9)	Clear
<input checked="" type="checkbox"/> Progressive Retinal Atrophy, crd1 (PDE6B, American Staffordshire Terrier Variant)	Clear
<input checked="" type="checkbox"/> Progressive Retinal Atrophy, PRA1 (CNGB1)	Clear
<input checked="" type="checkbox"/> Progressive Retinal Atrophy, PRA3 (FAM161A)	Clear
<input checked="" type="checkbox"/> Progressive Retinal Atrophy, rcd1 (PDE6B Exon 21, Irish Setter Variant)	Clear
<input checked="" type="checkbox"/> Progressive Retinal Atrophy, rcd3 (PDE6A)	Clear
<input checked="" type="checkbox"/> Proportionate Dwarfism (GH1 Exon 5, Chihuahua Variant)	Clear
<input checked="" type="checkbox"/> Protein Losing Nephropathy, PLN (NPHS1)	Clear
<input checked="" type="checkbox"/> Pyruvate Dehydrogenase Deficiency (PDP1, Spaniel Variant)	Clear
<input checked="" type="checkbox"/> Pyruvate Kinase Deficiency (PKLR Exon 5, Basenji Variant)	Clear
<input checked="" type="checkbox"/> Pyruvate Kinase Deficiency (PKLR Exon 7, Beagle Variant)	Clear
<input checked="" type="checkbox"/> Pyruvate Kinase Deficiency (PKLR Exon 10, Terrier Variant)	Clear
<input checked="" type="checkbox"/> Pyruvate Kinase Deficiency (PKLR Exon 7, Pug Variant)	Clear

Health Report

OTHER RESULTS

<input checked="" type="checkbox"/> Raine Syndrome (FAM20C)	Clear
<input checked="" type="checkbox"/> Recurrent Inflammatory Pulmonary Disease, RIPD (AKNA, Rough Collie Variant)	Clear
<input checked="" type="checkbox"/> Renal Cystadenocarcinoma and Nodular Dermatofibrosis (FLCN Exon 7)	Clear
<input checked="" type="checkbox"/> Retina Dysplasia and/or Optic Nerve Hypoplasia (SIX6 Exon 1, Golden Retriever Variant)	Clear
<input checked="" type="checkbox"/> Sensory Neuropathy (FAM134B, Border Collie Variant)	Clear
<input checked="" type="checkbox"/> Severe Combined Immunodeficiency, SCID (PRKDC, Terrier Variant)	Clear
<input checked="" type="checkbox"/> Severe Combined Immunodeficiency, SCID (RAG1, Wetterhoun Variant)	Clear
<input checked="" type="checkbox"/> Shaking Puppy Syndrome (PLP1, English Springer Spaniel Variant)	Clear
<input checked="" type="checkbox"/> Shar-Pei Autoinflammatory Disease, SPAID, Shar-Pei Fever (MTBP)	Clear
<input checked="" type="checkbox"/> Skin Fragility Syndrome (PKP1, Chesapeake Bay Retriever Variant)	Clear
<input checked="" type="checkbox"/> Spinocerebellar Ataxia (SCN8A, Alpine Dachsbracke Variant)	Clear
<input checked="" type="checkbox"/> Spinocerebellar Ataxia with Myokymia and/or Seizures (KCNJ10)	Clear
<input checked="" type="checkbox"/> Spongy Degeneration with Cerebellar Ataxia 1 (KCNJ10)	Clear
<input checked="" type="checkbox"/> Spongy Degeneration with Cerebellar Ataxia 2 (ATP1B2)	Clear
<input checked="" type="checkbox"/> Succinic Semialdehyde Dehydrogenase Deficiency (ALDH5A1 Exon 7, Saluki Variant)	Clear
<input checked="" type="checkbox"/> Thrombopathia (RASGRP1 Exon 5, American Eskimo Dog Variant)	Clear
<input checked="" type="checkbox"/> Thrombopathia (RASGRP1 Exon 5, Basset Hound Variant)	Clear
<input checked="" type="checkbox"/> Thrombopathia (RASGRP1 Exon 8, Landseer Variant)	Clear

Health Report

OTHER RESULTS

<input checked="" type="checkbox"/> Trapped Neutrophil Syndrome, TNS (VPS13B)	Clear
<input checked="" type="checkbox"/> Ullrich-like Congenital Muscular Dystrophy (COL6A1 Exon 3, Landseer Variant)	Clear
<input checked="" type="checkbox"/> Unilateral Deafness and Vestibular Syndrome (PTPRQ Exon 39, Doberman Pinscher)	Clear
<input checked="" type="checkbox"/> Von Willebrand Disease Type I, Type I vWD (VWF)	Clear
<input checked="" type="checkbox"/> Von Willebrand Disease Type II, Type II vWD (VWF, Pointer Variant)	Clear
<input checked="" type="checkbox"/> Von Willebrand Disease Type III, Type III vWD (VWF Exon 4, Terrier Variant)	Clear
<input checked="" type="checkbox"/> Von Willebrand Disease Type III, Type III vWD (VWF Intron 16, Nederlandse Kooikerhondje Variant)	Clear
<input checked="" type="checkbox"/> Von Willebrand Disease Type III, Type III vWD (VWF Exon 7, Shetland Sheepdog Variant)	Clear
<input checked="" type="checkbox"/> X-Linked Hereditary Nephropathy, XLHN (COL4A5 Exon 35, Samoyed Variant 2)	Clear
<input checked="" type="checkbox"/> X-Linked Progressive Retinal Atrophy 1, XL-PRA1 (RPGR)	Clear
<input checked="" type="checkbox"/> X-linked Severe Combined Immunodeficiency, X-SCID (IL2RG Exon 1, Basset Hound Variant)	Clear
<input checked="" type="checkbox"/> X-linked Severe Combined Immunodeficiency, X-SCID (IL2RG, Corgi Variant)	Clear
<input checked="" type="checkbox"/> Xanthine Urolithiasis (XDH, Mixed Breed Variant)	Clear
<input checked="" type="checkbox"/> β -Mannosidosis (MANBA Exon 16, Mixed-Breed Variant)	Clear

Health Report

HEALTH REPORT

Notable result

ALT Activity

Silver Ice Serenity inherited one copy of the variant we tested for Alanine Aminotransferase Activity

Why is this important to your vet?

Silver Ice Serenity has one copy of a variant associated with reduced ALT activity as measured on veterinary blood chemistry panels. Please inform your veterinarian that Silver Ice Serenity has this genotype, as ALT is often used as an indicator of liver health and Silver Ice Serenity is likely to have a lower than average resting ALT activity. As such, an increase in Silver Ice Serenity's ALT activity could be evidence of liver damage, even if it is within normal limits by standard ALT reference ranges.

What is Alanine Aminotransferase Activity?

ALT is a liver enzyme that vets measure to monitor liver health. With this result, your dog may naturally have a lower ALT baseline. Knowing this helps your veterinarian interpret future bloodwork results more accurately.

How vets diagnose this condition

Genetic testing is the only way to provide your veterinarian with this clinical tool.

How this condition is treated

Veterinarians may recommend blood work to establish a baseline ALT value for healthy dogs with one or two copies of this variant.

Actions to take if your dog is affected

- Talk to your vet about your dog's ALT result, as it may help them better interpret your dog's blood work.
- Dogs with this result do not exhibit symptoms or develop health issues associated with this variant.

Health Report

HEALTH REPORT

Notable result

Copper Toxicosis (Attenuating)

Silver Ice Serenity inherited both copies of the variant we tested for Copper Toxicosis (Attenuating)

Why is this important to your vet?

Silver Ice Serenity has a genotype at the ATP7A gene that modifies and may help mitigate some of the symptoms from dogs with variants at ATP7B (<https://my.embarkvet.com/members/results/health/condition/140102?i=12>). This variant is not associated with an increased risk of any disease. As this variant resides on the X- chromosome, male dogs with one copy of the variant are better protected from copper accumulation due to the ATP7B variant than female dogs with one copy of the variant.

What is Copper Toxicosis (Attenuating)?

This genetic variant may help lessen the effects of copper buildup in dogs that also carry the copper toxicosis risk variant ATP7B (<https://my.embarkvet.com/members/results/health/condition/140102?i=12>). On its own, it is not known to cause health problems.

When signs & symptoms develop in affected dogs

A variant in this gene may delay or have no effect on the onset of clinical signs of copper toxicosis in dogs with the ATP7B (<https://my.embarkvet.com/members/results/health/condition/140102?i=12>) variant. If your dog has the ATP7B variant, please read more about the age of onset on the ATP7B page.

How vets diagnose this condition

No diagnostics are required for this variant. If your dog has the ATP7B (<https://my.embarkvet.com/members/results/health/condition/140102?i=12>) variant, please read what diagnostics may be considered on the ATP7B page.

How this condition is treated

No treatment is required for this variant. If your dog has the ATP7B (<https://my.embarkvet.com/members/results/health/condition/140102?i=12>) variant, please read the available treatment on the ATP7B page.

Actions to take if your dog is affected

- No specific action is needed for dogs with this variant alone.
- If your dog also has the ATP7B variant, please review what actions you can take on the ATP7B page (<https://my.embarkvet.com/members/results/health/condition/140102?i=12>).
- Routine veterinary care and a balanced diet are appropriate for most dogs with this result.